

REF LS 2000-4 / LS 2000-5

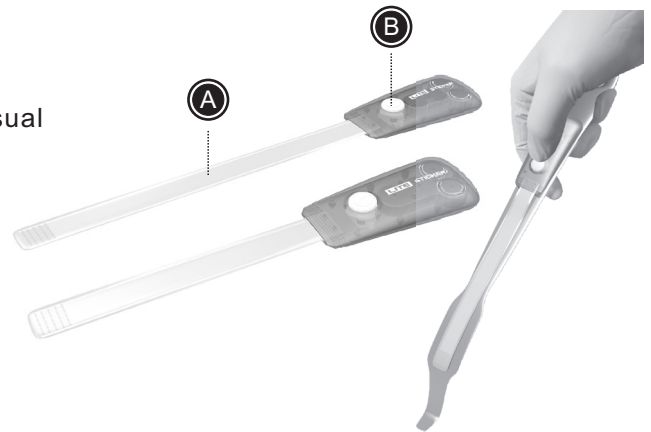
## General Description

FLEX LITE series provides deep cavity lighting, direct illumination into the surgical field. Achieves optimal visual assistance, eliminating shadows.

It has a bendable and malleable strip with 3M double coated medical tape that can be easily shaped and attached to most retractors or instruments.



Read the operating instruction carefully before use. Failure to follow may cause damage or injuries.



## Warnings

Failure to follow may cause harm to person.

- This product is not recommended for direct contact with the central nervous system.
- Avoid getting in contact with massive fluid for prolonged time.
- Sterile only if package is unopened and undamaged.
- DO NOT operate damaged or malfunctioning instrument. Single use only! DO NOT Re-sterilize!
- 

## Caution

Failure to follow may cause damage to product.

- DO NOT drop or hit the instrument.
- Store in a cool dry place.
- No modification of this equipment is allowed.
- Do not mix with used or other types of batteries.

## Indications

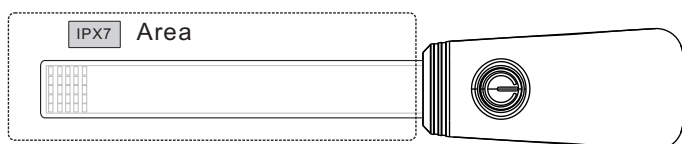
Provide visible illumination of the surgical field or the patient.

## Contraindications

None

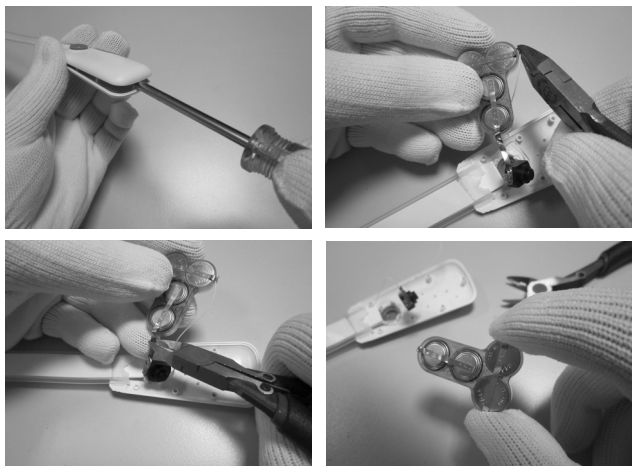
## Instructions for Use

1. Peel open the pack and remove all of the items with aseptic technique.
2. Tear to release liner from 3M double coated medical tape.
3. Bend and attach Light strip (A) on the retractor.
4. Depress the button (B) to switch ON for use.
5. Depress the button (B) again to switch OFF.



## Battery Removal

1. Use a tool (e.g. flat screwdriver) to open from the slot behind the housing.
2. Cut off the positive and negative terminals.



3. Place a masking tape on both positive and negative terminal ends to ensure the batteries are properly isolated from metal or other batteries to avoid a short circuit.



## Disposal

- The empty batteries should be disposed of through specially designated collection boxes, recycling points or electronics retailers.
- DO NOT dispose battery in fire or recharge.
- Dispose the device as appropriate, immediately after use.
- Ensure that the device is disposed of safely and in accordance with all current national and international waste disposal directives.

## Shelf Life

Please check package label.

## Transportation and Storage

- Temperature: -25~70°C
- Relative Humidity: 10%~95%RH maximum
- Atmospheric Pressure: 860hPa~1060hPa

## Operation

- Operating temperature: 5~40°C
- Relative Humidity: 15%~85%RH maximum
- Atmospheric Pressure : 860hPa~1060hPa

## Specification

- LR 44 1.5V x 4 cells Alkaline Batteries.
- Length of Light Strip: 100 mm (LS2000-5) or 200 mm (LS2000-4).
- LED light source, typical color temperature 5700~6000K.
- 3M™ Double Adhesive Medical Tape.
- The device complies with the following standards: EN 60601-1-2, EN 60601-1, EN 62471.

## Labeling Symbols

- Refer to instruction manual/booklet
- General warning sign / Caution
- Do not use if package is damaged
- Do not re-use
- Keep dry
- Temperature limit
- Sterilized using ethylene oxide
- Catalog number
- Batch code
- Serial number
- Complies with EU directives
- Date of manufacture
- Manufacturer
- Authorized representative in the European Community
- Use by date
- IPX7 Liquid ingress protection: immersion up to 1m depth
- Recycle alkaline battery